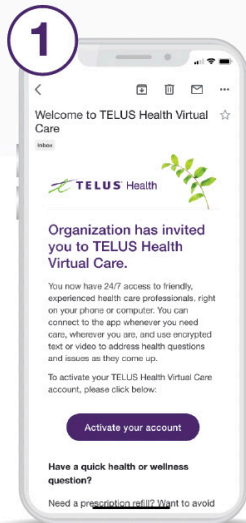


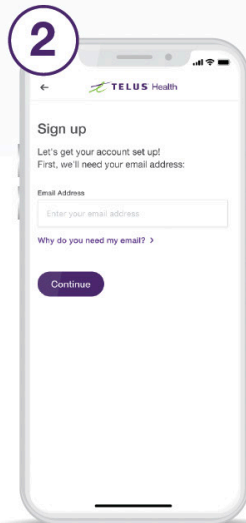
How to activate your account.



Gain access to your very own personal health & wellness resource that you can keep in your back pocket.




1 Click on your unique activation link.



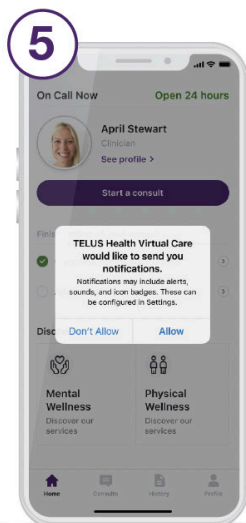
2 Use the same email address to create your account.



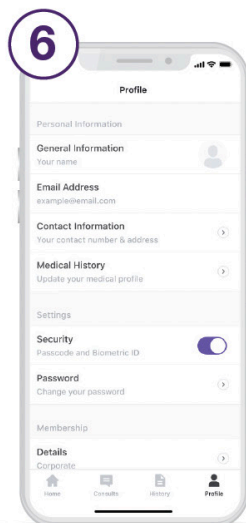
3 Download from the App Store or Google Play.



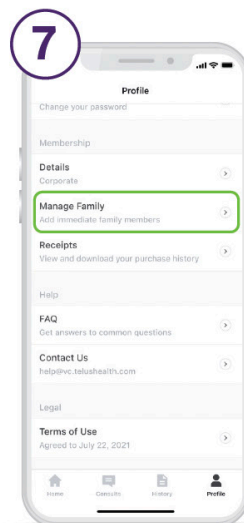
4 Use your account credentials to sign in to the app.



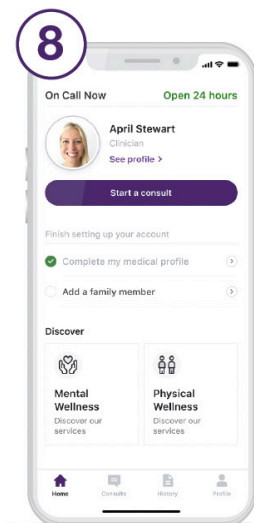
5 Ensure you have enabled notifications.



6 Set up your profile under the Profile tab.



7 Scroll down the Profile tab to add family members.



8 Start a consult from the home screen as soon as you need care.

Need help?
email help@vc.telushealth.com

Powered by
TELUS Health


myvirtualdoctor
Health care anywhere